

Model no.:HS-HP11

Material:PVC

Usage:fixed wire

Height:25.4mm

Width:18mm

Inner diameter:10MM

Suitable wire:18-10AWG



To be sold only with installation Instructions

Installation instructions

1. Turn off power before installing or removing connectors.
2. Wire Strip length 1/2"(13 mm)
3. Pretwist wires before crimping
4. Align any frayed strands or conductors.
5. Push wires into connector and screw on until two twists are visible in wires.

FOR USE WITH COPPER TO COPPER

Insulation Temperature: 105 °C (221 °F)

Flammability: V-0

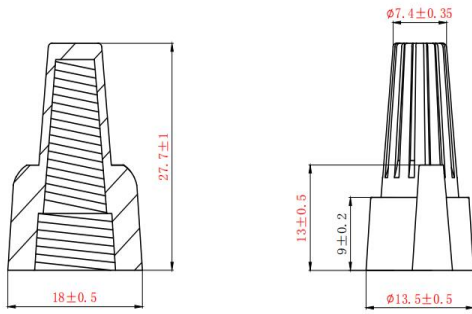
Voltage Rating: 600V maximum, building wire: 1000V maximum, signs and luminaires.

Listed as a Pressure-Type Wire Connector on the following Solid and/or

Stranded wire combinations:

For UL Listed to U.S. and Canadian safety standards

3#16+1#18, SOL/STR



Model no.:HS-HP12

Material:PVC

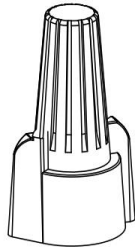
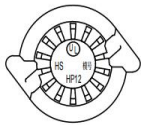
Usage:fixed wire

Height:27.7mm

Width:17.8mm

Inner diameter:10MM

Suitable wire:22-8AWG



To be sold only with installation Instructions

Installation instructions

1. Turn off power before installing or removing connectors.
2. Wire Strip length 20mm
3. Pretwist wires before crimping
4. Align any frayed strands or conductors.
5. Push wires into connector and screw on until two twists are visible in wires.

FOR USE WITH COPPER TO COPPER

Insulation Temperature: 105 °C (221 °F)

Flammability: V-0

Voltage Rating: 300V maximum

Listed as a Pressure-Type Wire Connector on the following Solid and/or

Stranded wire combinations:AWG,CU wire

For UL Listed to U.S. and Canadian safety standards

(2) or (3) No.10

(1)No. 14 with (1)No. 18

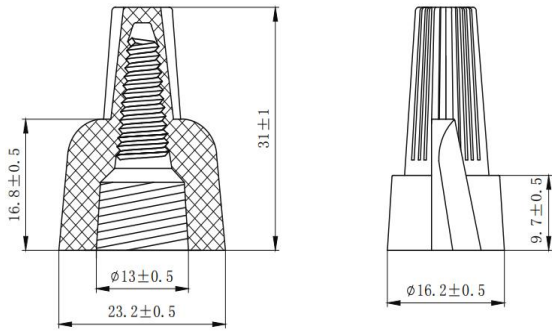
(2) or (3) No. 12

(2),(3) or (4) No.14

(3),(4) or (5) No.16

(5),(6),(7),(8) or (9) No. 18

(1) No. 8 with (2) No. 14



Model no.:HS-HP13

Material:PVC

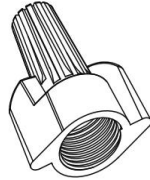
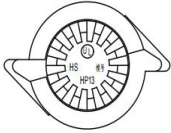
Usage:fixed wire

Height:30.5mm

Width:23.1mm

Inner diameter:12MM

Suitable wire:18-8AWG



To be sold only with installation Instructions

Installation instructions

1. Turn off power before installing or removing connectors.
2. Select the appropriate wires according to the below wire combinations and each wire shall be stripped with appropriate stripping length of 23mm.
3. Before insertion into the connector,wire strands shall be reshaped with ends even. However, pre-twisting is unnecessary.
4. Tighten connector clockwise and make sure wires are installed firmly after wires are fully inserted into the connector.

FOR USE WITH COPPER TO COPPER

Insulation Temperature: 105 °C (221 °F)

Flammability: V-0

Voltage Rating: 300V

Listed as a Pressure-Type Wire Connector on the following Solid and/or

Stranded wire combinations:

For UL Listed to U.S. and Canadian safety standards

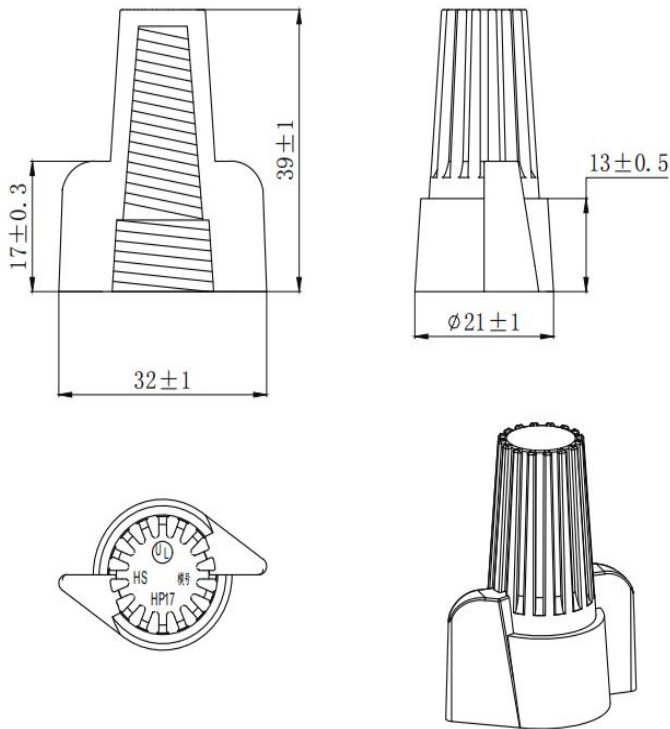
AWG, Stranded, Cu wire

(4)No. 12

(3),(4) or (5) No. 14

(3),(4) or (5) No. 16

(1) No.12 with (4) No.14



Model no.:HS-HP17

Material:PVC

Usage:fixed wire

Height:39.5mm

Width:31.7mm

Inner diameter:17.8M

Suitable wire:14-6AWG



To be sold only with installation Instructions

Installation instructions

1. Turn off power before installing or removing connectors.
2. Select the appropriate wires according to the below wire combinations and each wire shall be stripped with appropriate stripping length of 23mm.
3. Before insertion into the connector,wire strands shall be reshaped with ends even. However, pre-twisting is unnecessary.
4. Tighten connector clockwise and make sure wires are installed firmly after wires are fully inserted into the connector.

FOR USE WITH COPPER TO COPPER

Insulation Temperature: 105 °C (221 °F)

Flammability: V-0

Voltage Rating: 600V

Listed as a Pressure-Type Wire Connector on the following Solid and/or Stranded wire combinations:

For UL Listed to U.S. and Canadian safety standards

AWG, Stranded, Cu wire

(4)No. 10

(1) No.10 with (3) No.12

(2) No. 10 with (1) No.12